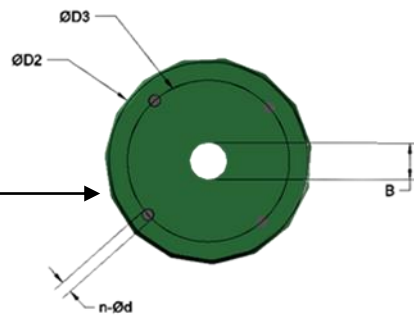
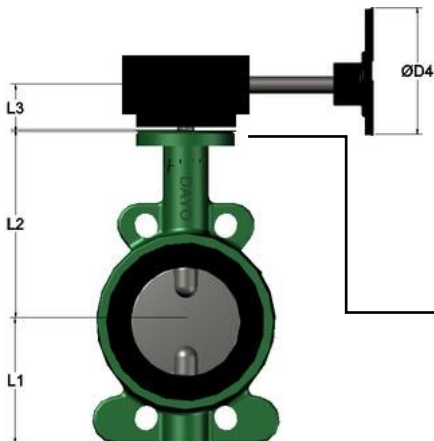
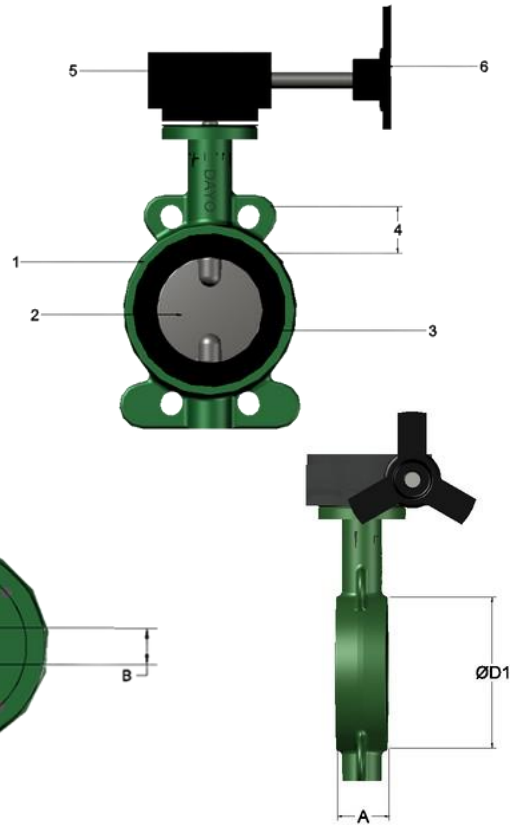




ANSI CLASS 150
GEAR OPERATED
CAST IRON / DUCTILE IRON BODY
STAINLESS STEEL DISC / DUCTILE IRON DISC
40mm – 600mm

BUTTERFLY VALVE GEAR TYPE

| BUTTERFLY VALVE GEAR TYPE | |
|---------------------------|-------------------------|
| PARTS | MATERIALS |
| 1. Body | Cast Iron |
| 2. Disc | Ductile Iron, CF8, CF8M |
| 3. Seat | NBR, EPDM, VITON, PTFE |
| 4. Connection | Wafer / Semi Lugged |
| 5. OP | Worm Gear |
| 6. Handwheel | Cast Iron |



| DIMENSIONS (mm) | | | | | | | | | | | |
|-----------------|-------|----|------|------|-------|----|----|-----|-----|------|-----|
| Size | DN | A | ØD1 | L1 | L2 | L3 | B | ØD2 | ØD3 | n-Ød | ØD4 |
| 1½" | DN40 | 34 | 62.5 | 55.5 | 111.5 | 25 | 9 | 65 | 50 | 4-8 | 135 |
| 2" | DN50 | 43 | 80 | 72 | 132 | 25 | 9 | 65 | 50 | 4-8 | 135 |
| 2½" | DN65 | 46 | 95 | 86 | 138 | 25 | 9 | 65 | 50 | 4-8 | 135 |
| 3" | DN80 | 46 | 113 | 96 | 153 | 25 | 9 | 65 | 50 | 4-8 | 135 |
| 4" | DN100 | 52 | 135 | 108 | 167 | 28 | 11 | 90 | 70 | 4-10 | 135 |
| 5" | DN125 | 56 | 163 | 125 | 184 | 28 | 14 | 90 | 70 | 4-10 | 135 |
| 6" | DN150 | 56 | 190 | 138 | 195 | 28 | 14 | 90 | 70 | 4-10 | 135 |
| 8" | DN200 | 60 | 244 | 170 | 236 | 33 | 17 | 125 | 102 | 4-12 | 270 |
| 10" | DN250 | 68 | 298 | 209 | 266 | 33 | 22 | 125 | 102 | 4-12 | 270 |
| 12" | DN300 | 78 | 350 | 236 | 305 | 33 | 22 | 125 | 102 | 4-12 | 270 |
| 14" | DN350 | 78 | 397 | 271 | 327 | 45 | 22 | 125 | 102 | 4-12 | 270 |